


Genuine Metaris MK & ML Series Gear Pumps


Specialty Gear Pumps & Motors



Engineered for Versatility and Flexibility

Genuine Metaris MK20 & ML51 pumps & motors have a combination 2/4 bolt mounting flange & bi-rotational construction, giving you the option of installing as a pump or motor. Making these units the most flexible in today's cost minded market. The MK20's wide range of output flows/pressure ratings of up to 3000 psi and the ML51's large diameter dual porting (side & rear) will lower your inventory requirements and provide you with a popular and versatile product offering. The Genuine Metaris MK20 series and ML51 series are perfect alternatives to Muncie's® PK series and PL series pumps.

- Suitable for a variety of applications
- Multiple displacements and options available
- 11 different frame sizes
- Bi-rotational construction
- Combination 2/4 bolt mounting flange
- Pressures up to 3000 psi
- Dual porting - side and rear
- Speeds up to 2400 rpm
- ML51 has Hi-Flow body design for increased flow and performance, and also an option for an adjustable relief valve
- Alternatives for Muncie® PK and PL series



MK20 Series Gear Pump & Motor

Model Code Breakdown

MK20B - 17 - D - N - X

Series
MK20B = 2/4 Bolt "B" mounting (Bi-rotational)

Displacement
gpm (lpm) at 1000 rpm

4 = 4 (15)	13 = 13 (49)
6 = 6 (23)	15 = 15 (57)
8 = 8 (30)	17 = 17 (64)
11 = 11 (42)	

Shaft Type

D = 7/8" 13 tooth splined
E = 7/8" keyed

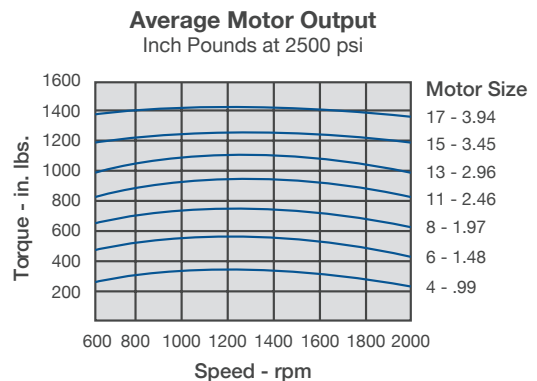
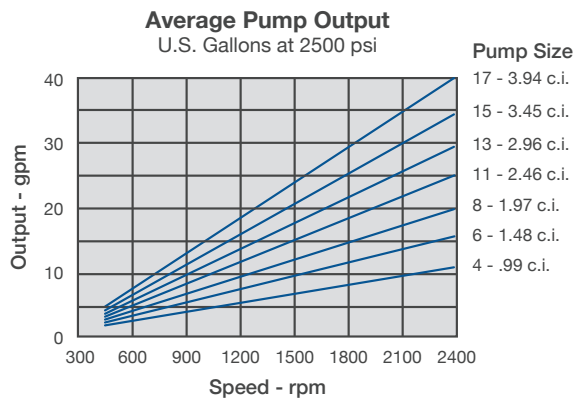

Options
X = none

Porting

MK***4*N = 1/2" NPT side porting & 1" NPT rear porting
 MK***6*N = 3/4" NPT side porting & 1" NPT rear porting
 MK***8*N = 1" NPT side porting & 1" NPT rear porting
 MK***11*N = 1" NPT side porting & 1" NPT rear porting
 MK***13*N = 1-1/4" NPT side porting & 1" NPT rear porting
 MK***15*N = 1-1/4" NPT side porting & 1" NPT rear porting
 MK***17*N = 1-1/4" NPT side porting & 1" NPT rear porting
 MK***4*O = 5/8" ORB side porting & 1" ORB rear porting
 MK***6*O = 3/4" ORB side porting & 1" ORB rear porting
 MK***8*O = 1" ORB side porting & 1" ORB rear porting
 MK***11*O = 1" ORB side porting & 1" ORB rear porting
 MK***13*O = 1-1/4" ORB side porting & 1" ORB rear porting
 MK***15*O = 1-1/4" ORB side porting & 1" ORB rear porting
 MK***17*O = 1-1/4" ORB side porting & 1" ORB rear porting

Features

- Bi-rotational
- Pressures up to 3000 psi
- Speeds up to 2400 rpm
- Dual porting - side & rear, NPT or ORB
- Combination mounting flange - 2/4 Bolt, SAE "B"
- Options include: 7 Displacements, 2 Shaft options and 2 Porting types



ML51 Series Gear Pump & Motor

Model Code Breakdown

ML51B - 19 - A - N - X

Series

ML51B = 2/4 Bolt "B" mounting (Bi-rotational)
ML51C = 2/4 Bolt "C" mount S.E.C.

Displacement

gpm (lpm) at 1000 rpm

19 = 19 (72)
23 = 23 (87)
25 = 25 (95)
27 = 27 (102)

Shaft Type

A = 7/8" 13 tooth splined
B = 1" 15 tooth splined
C = 1-1/4" SAE keyed

Options

X = none
RL = Counter-clockwise*
RR = Clockwise*


**Note: When a relief valve is required there is no rear porting available.*

Porting

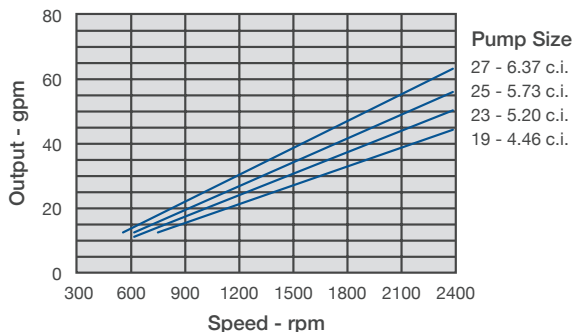
ML*19*N** = 1-1/4" NPT side porting & 1-1/2" NPT rear porting
ML*23*N** = 1-1/4" NPT side porting & 1-1/2" NPT rear porting
ML*25*N** = 1-1/2" NPT side porting & 1-1/2" NPT rear porting
ML*27*N** = 1-1/2" NPT side porting & 1-1/2" NPT rear porting
ML*19*O** = 1-1/4" ORB side porting & 1-1/4" ORB rear porting
ML*23*O** = 1-1/4" ORB side porting & 1-1/4" ORB rear porting
ML*25*O** = 1-1/2" ORB side porting & 1-1/4" ORB rear porting
ML*27*O** = 1-1/2" ORB side porting & 1-1/4" ORB rear porting

Features

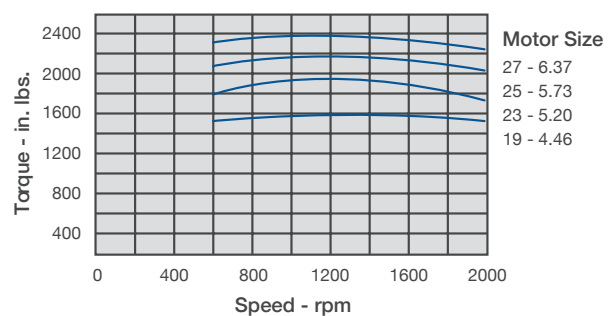
- Bi-rotational
- Pressures up to 3000 psi
- Speeds up to 2400 rpm
- Dual porting - side & rear, NPT or ORB
- Combination mounting flange - 2/4 Bolt, SAE "B" & "C"
- Hi-flow body design for increased flow and performance
- Options include: 4 Displacements, 3 Shaft options, 2 Porting types and an Adjustable Relief Valve - Integral



Average Pump Output
 U.S. Gallons at 2500 psi



Average Motor Output
 Inch Pounds at 2500 psi



Hydralex - A Recognized Global Leading Provider of High Quality Hydraulic Components



Products We Offer

- Inline Piston Pumps
- Radial Piston Pumps & Motors
- Bent Axis Piston Pumps & Motors
- Fixed Volume Vane Pumps
- Variable Volume Vane Pumps
- Gear Pumps
- Vane Motors
- Axial Piston Motors
- High Speed Motors
- Servo Motors
- Orbital Motors
- Directional Valves
- Flow Control Valves
- Pressure Control Valves
- Relief Valves
- Check Valves
- Stack Valves
- Servo Valves
- Proportional Valves
- PTOs (Power Take-offs)
- Cylinders



Hydralex Corporate
48175 Gratiot Ave
Chesterfield, MI 48051
Toll Free: 800.422.4279
Tel: 586.949.4240

www.hydralex.com

Hydralex Detroit
Hydralex Jackson
Hydralex Seattle
Hydralex Memphis

Tel: 586.949.4240
Tel: 601.469.1987
Tel: 253.604.0400
Tel: 901.794.2462

sales@hydralex.com
sales@metarisusa.com
hrdsales@hydralex.com
fhisales@hydralex.com



Connect with us:



All manufacturers names, symbols and descriptions in this document are used for reference purposes only, and it is not implied that any parts listed is the product of these manufacturers.