


Genuine Metaris MH Series Refuse Pumps

Unloader Pump and Dry Valve Pump Options



Ideally Suited for the Refuse Market

Both our MHUP series Unloader Pumps and MDV series Dry Valve Pumps are engineered for fleets/vehicles running residential refuse routes with rear, side or front loaders. The MHUP can be retrofitted on existing packers without major system changes. The integral 12 VDC solenoid can be operated from the cab, allowing the operator to shift the pump from the work mode to standby mode more efficiently. The rugged 4 bolt mounting can be installed at the PTO or front mounting off the crankshaft.

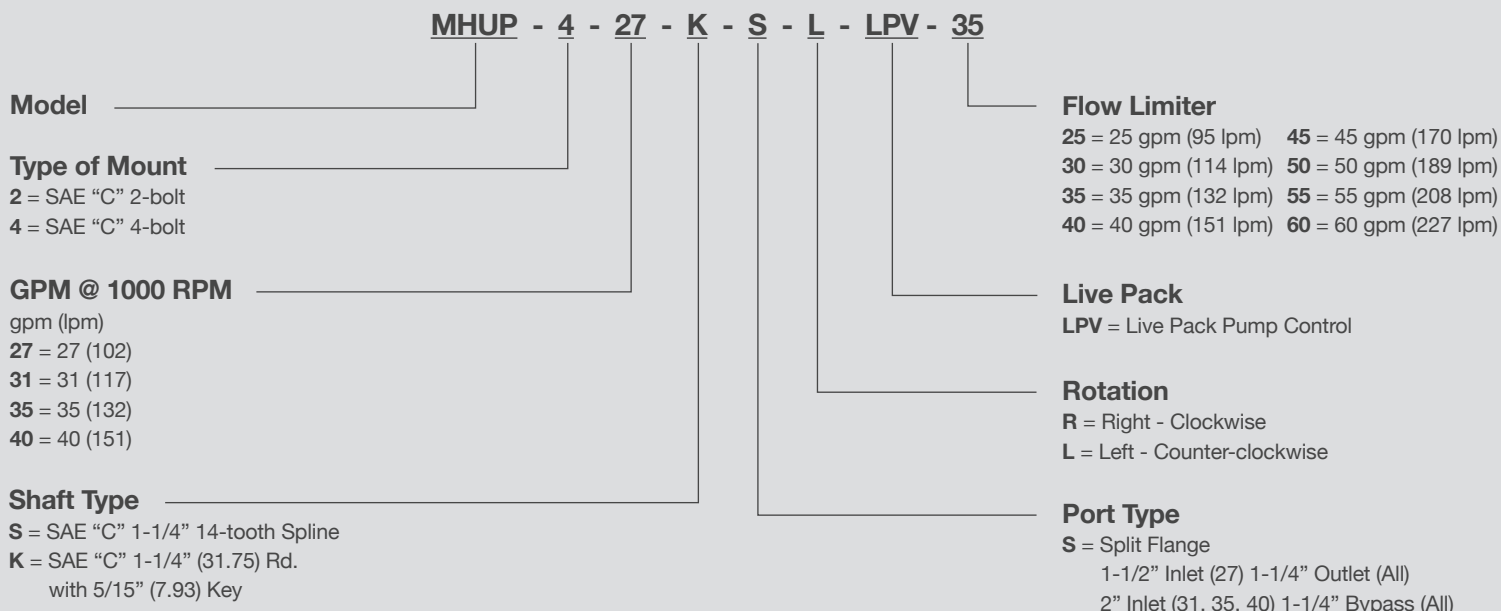
For a practical solution to stopping the vehicle & shifting to engage the PTO, we have our MDV Dry Valve Pump. Ideal for refuse packers, snow and ice equipment and many other mobile applications, the MDV can reduce fuel costs and operator fatigue.

- Heavy Duty Roller Bearing Design
- High Strength Steel Gear & Shaft Sets
- Multiple gear sizes available
- The MHUP can be operated from the cab
- Our MHUP series can be retrofitted onto existing packers without major changes
- Our MDV valve can reduce fuel costs and operator fatigue
- Pressures up to 3000 psi
- Speeds up to 2500 rpm




MHUP Series Unloader Pump

MODEL CODE BREAKDOWN



FEATURES

- Ideally suited for the Refuse Market
- Heavy duty roller bearing design
- 4 different gear sizes available
- MHUP can be operated from the cab
- Can be retrofitted onto existing packers without major changes
- Pressures up to 3000 psi
- Speeds up to 2500 rpm
- High Strength Steel Gear & Shaft Sets

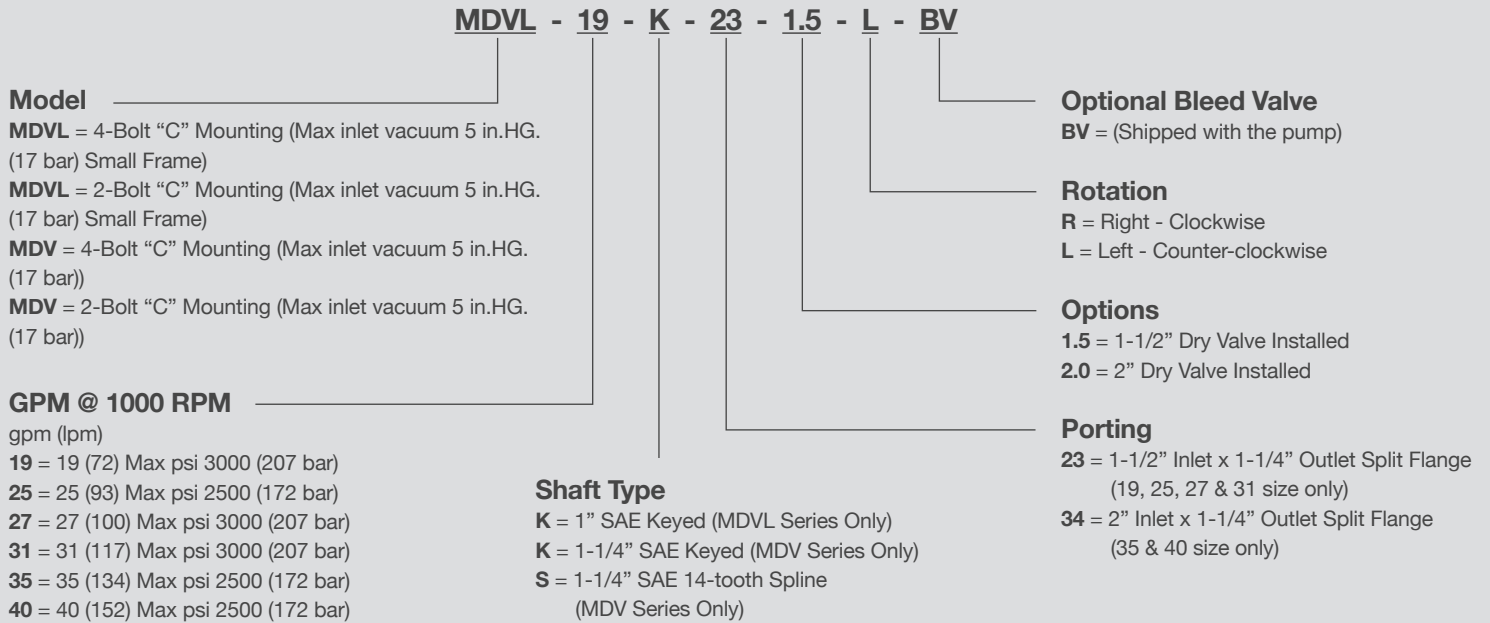


SPECIFICATIONS

PUMP SERIES	DISPLACEMENT (IN ³ / CM ³)	MAX RPM	MIN RPM	FLOW AT 1000 RPM (GPM / LPM)	MAX PRESSURE (PSI)
MHUP 27	6.1 / 102	2500	800	27 / 102	3000
MHUP 31	7.11 / 117	2500	800	31 / 117	3000
MHUP 35	8.2 / 132	2400	800	35 / 132	2750
MHUP 40	9.27 / 151	2300	800	40 / 151	2750


MDV Series Dry Valve Pump

MODEL CODE BREAKDOWN



FEATURES

- Ideally suited for the Refuse Market
- Heavy duty roller bearing design
- 6 different gear sizes available
- MDV valve can reduce fuel costs and operator fatigue
- MDV is available in MH51 and MH76 series
- Pressures up to 3000 psi
- Speeds up to 2400 rpm
- High Strength Steel Gear & Shaft Sets



SPECIFICATIONS

PUMP SERIES	DISPLACEMENT (IN ³ / CM ³)	MAX RPM	MIN RPM	FLOW AT 1000 RPM (GPM / LPM)	MAX PRESSURE (PSI)
MDVL 19	4.46 / 73	2400	800	19 / 72	3000
MDVL 25	5.73 / 93	2400	800	25 / 84	2500
MDV 27	6.1 / 102	2400	800	27 / 102	3000
MDV 31	7.11 / 117	2400	800	31 / 117	3000
MDV 35	8.2 / 132	2400	800	35 / 132	2500
MDV 40	9.27 / 151	2400	800	40 / 151	2500

Hydraulex - A Recognized Global Leading Provider of High Quality Hydraulic Components



Products We Offer

- Inline Piston Pumps
- Radial Piston Pumps & Motors
- Bent Axis Piston Pumps & Motors
- Fixed Volume Vane Pumps
- Variable Volume Vane Pumps
- Gear Pumps
- Vane Motors
- Axial Piston Motors
- High Speed Motors
- Servo Motors
- Orbital Motors
- Directional Valves
- Flow Control Valves
- Pressure Control Valves
- Relief Valves
- Check Valves
- Stack Valves
- Servo Valves
- Proportional Valves
- PTOs (Power Take-offs)
- Cylinders



Hydraulex Corporate
48175 Gratiot Ave
Chesterfield, MI 48051
Toll Free: 800.422.4279
Tel: 586.949.4240

www.hydraulex.com

Hydraulex Detroit
Hydraulex Jackson
Hydraulex Seattle
Hydraulex Memphis

Tel: 586.949.4240
Tel: 601.469.1987
Tel: 253.604.0400
Tel: 901.794.2462

sales@hydraulex.com
sales@metarisusa.com
hrdsales@hydraulex.com
fhisales@hydraulex.com



Connect with us:



All manufacturers names, symbols and descriptions in this document are used for reference purposes only, and it is not implied that any parts listed is the product of these manufacturers.